



INSTITUTE  
OF THE MOTOR  
INDUSTRY



# Apprenticeship starts

January 2021



+44 (0) 1992 511521



[info@theimi.org.uk](mailto:info@theimi.org.uk)



[www.theimi.org.uk](http://www.theimi.org.uk)



# Automotive Apprenticeships – January 2021

## Introduction

The following examines data released from the Department of Education (DfE) regarding apprenticeship starts in England. This report is an analysis of the apprenticeship starts data outlining the 2020/21 Q1 (Aug – Oct) data issued by the DfE on the 28th January.

## Summary results

- There were 1,575 automotive apprenticeships in the first quarter of the 2020/21 academic year (Aug-Oct) which is 63% lower than the first quarter of 2019/20.
- All sector apprenticeship starts have fallen by 36% however automotive continues to be more adversely effected.
- Comparing subject areas automotive apprenticeship starts have seen the 4<sup>th</sup> largest fall with only travel & tourism, manufacturing technologies and creative arts seeing larger falls.
- In general, intermediate apprenticeship starts have fallen at a faster rate compared to other level apprenticeships. However this has not been the case for automotive where falls have been equally dramatic at 63%.
- Apprenticeship starts for those under 19 have seen the largest falls, with only half the amount compared to Q1 the previous year. However this is not the case for automotive apprenticeship starts, the largest falls % wise are the over 25s at 77%.
- The proportion of apprenticeship starts supported by ASA levy funding have disproportionately fallen in all apprenticeship starts. This has been even more acute for automotive apprenticeships, where levy support apprenticeship starts fell by 76% comparing the same period last year; this has also changed the proportion from 43% funded to just 28%.
- Vehicle maintenance and repair apprenticeship starts have fallen by 95% and due to the high numbers usually undertaking this apprenticeship, the falls account for almost half of all automotive apprenticeships.

## Apprenticeship starts

All apprenticeships 2020/21 Q1

**91,081**

Down 36% from 2019/20 Q1

Automotive apprenticeships 2020/21 Q1

**1,575**

Down 63% from 2019/20 Q1

All apprenticeships Oct 2020

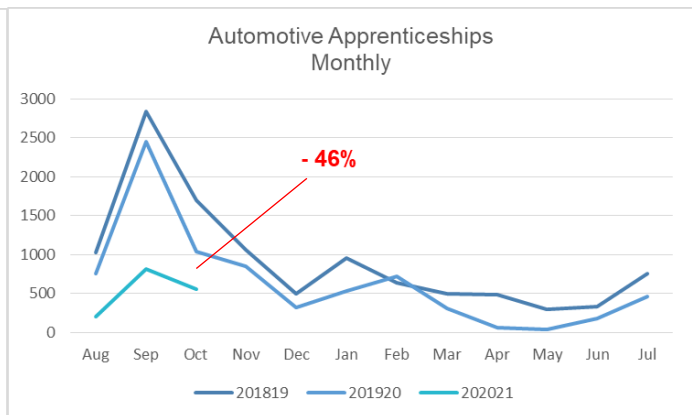
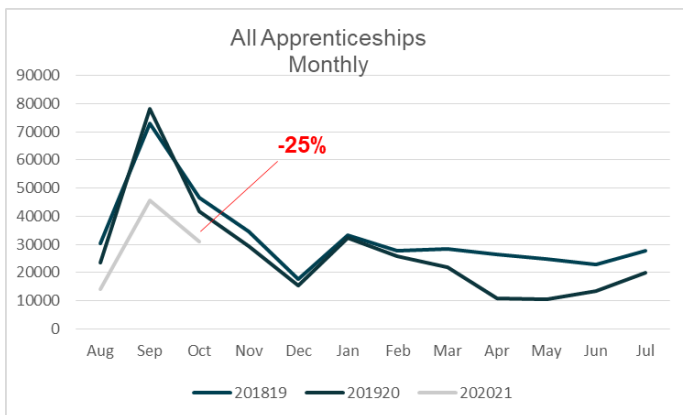
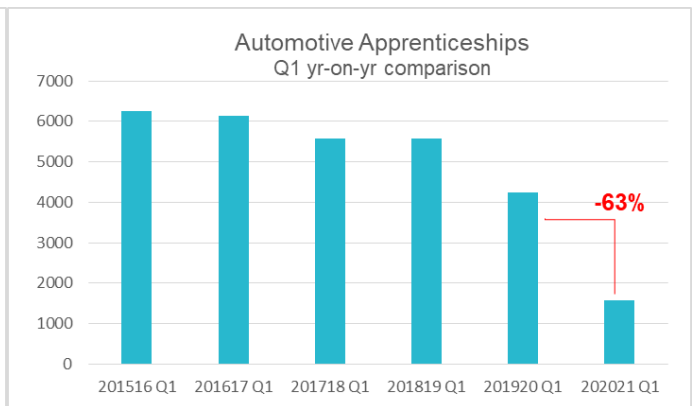
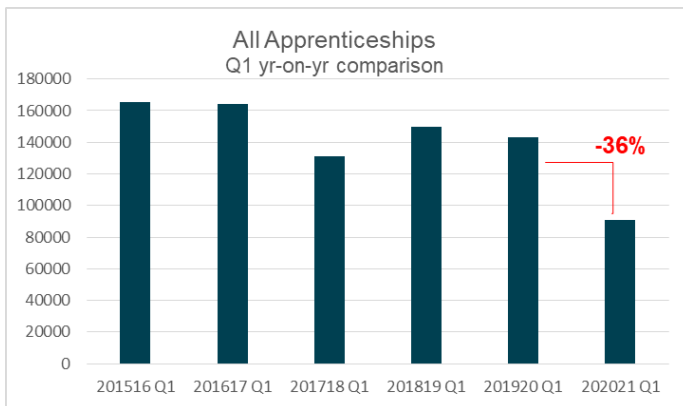
**31,165**

Down 25% from Oct 2019

Automotive apprenticeships Oct 2020

**560**

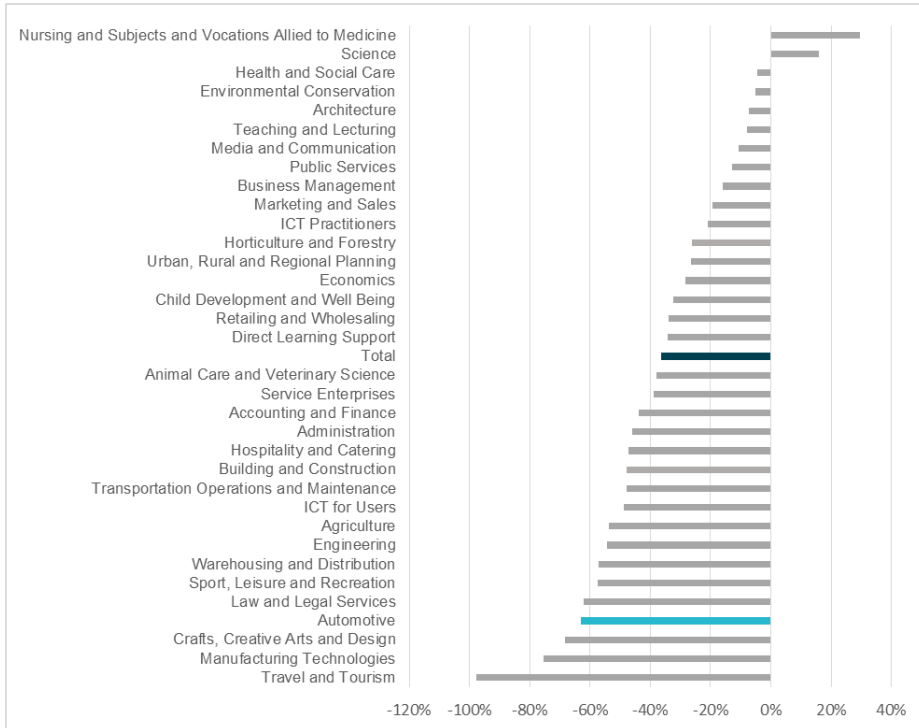
Down 46% from Oct 2019



All apprenticeship starts are significantly down compared to the same period last year. The first quarter on 2020/21 (Aug-Oct) witnessed falls of more than a third (36%). In particular September, traditionally a peak 'starts' month saw the largest falls over all down 42%.

There were 1,575 automotive apprenticeships in the first quarter of 2020/21 (Aug-Oct) which is 63% lower than the first quarter for 2019/20. October (the most recent reporting month) recorded starts at 46% lower than the previous year.

**Comparison of apprenticeship subject areas – Percentage change from 2019/20 Q1 to 2020/21 Q1**



Only 3 of the 36 subject areas analysed have seen an increase in apprenticeship starts comparing Q1 to last year, most significant being in science, nursing, medicine and dentistry (not shown on the graph).

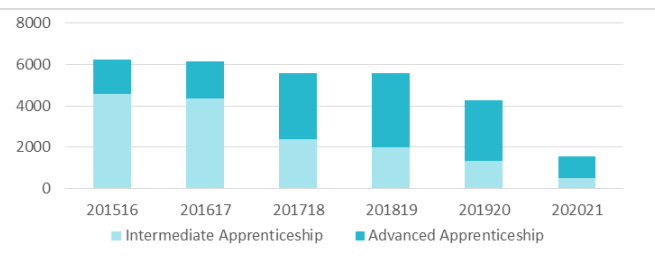
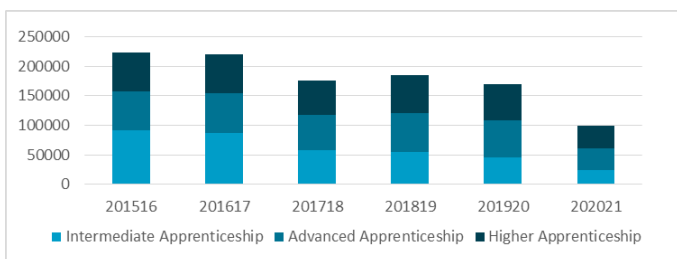
Automotive apprenticeship starts have seen the 4<sup>th</sup> largest fall with only travel & tourism, manufacturing technologies and creative arts seeing larger falls.

**Apprenticeship starts - level**

All apprenticeships 2020/21 Q1  
**41%**  
Advanced apprenticeship

Automotive apprenticeships 2020/21 Q1  
**68%**  
Advanced apprenticeship

In Q1, 41% (37,634) of apprenticeships were at advanced level with 68% (1,064) of all automotive apprenticeships at the same advanced level and 32% at intermediate.



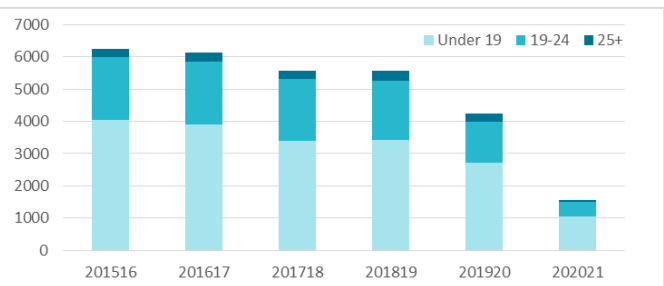
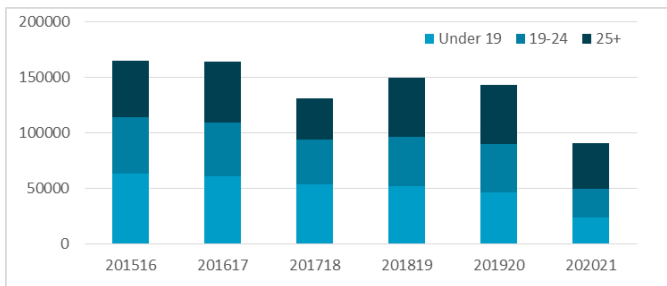
In general, intermediate apprenticeship starts have fallen at a faster rate in comparison to other level apprenticeships. However, this has not been the case for automotive where falls have been equally dramatic at 63%.

## Apprenticeship starts – age profile

All apprenticeships 2020/21 Q1  
**26%**  
Under 19

Automotive apprenticeships 2020/21 Q1  
**66%**  
Under 19

In Q1, 26% (23,801) of apprenticeship starts were under the age of 19 with 66% (1,050) of automotive apprenticeships starts under the age of 19.

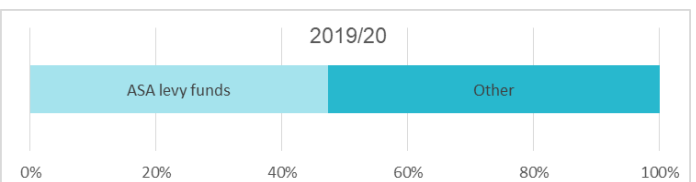
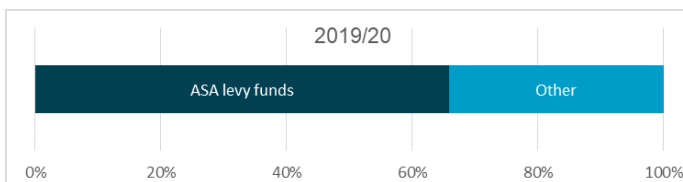


In general, apprenticeship starts for those under the age of 19 have seen the largest falls, with only half the amount compared to Q1 the previous year. This has changed the age profile and the under 19s which did make up a third of all apprenticeship starts now makes up only a quarter. This is not the case for automotive apprenticeship starts with the largest fall % wise for the over 25s with recorded falls of 77%.

## Apprenticeship starts – funding

All apprenticeships 2020/21 Q1

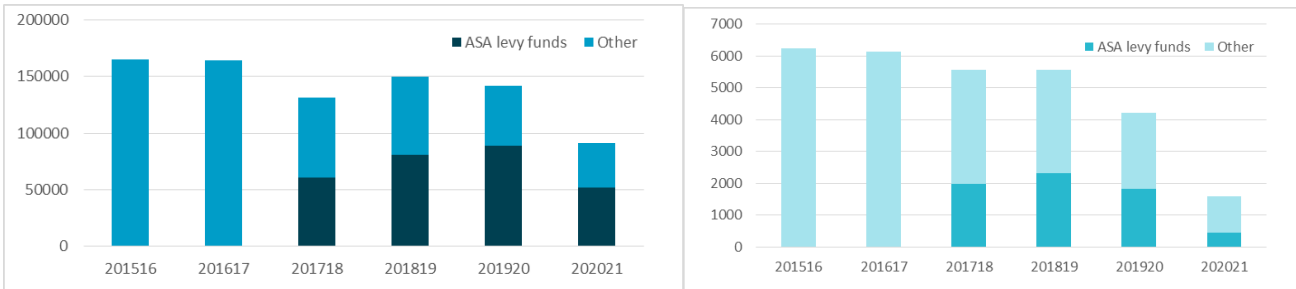
Automotive apprenticeships 2020/21 Q1



**57%**  
Supported by ASA levy funds

**28%**  
Supported by ASA levy funds

In Q1, 57% (51,631) of apprenticeship starts were supported by ASA levy funds compared to 28% (436) of automotive apprenticeships starts.

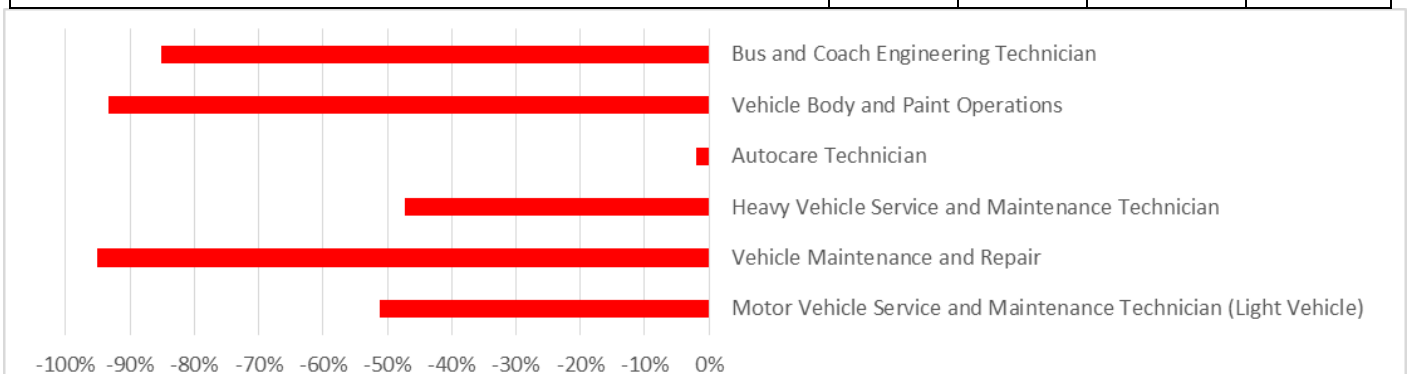


The proportion of apprenticeship starts supported by ASA levy funding have disproportionately fallen in all apprenticeship starts. This has been even more acute for automotive apprenticeships, where levy support apprenticeship starts fell by 76% comparing the same period last year; this has also changed the proportion from 43% funded to just 28%.

## Automotive Apprenticeships

### Apprentice starts – Automotive Apprenticeships with more than 100 starts in Q1

Automotive Apprenticeship	2019/20 Q1	2020/21 Q1	Difference Volume	% change
Motor Vehicle Service and Maintenance Technician (Light Vehicle)	1329	650	-679	-51%
Vehicle Maintenance and Repair	1258	61	-1197	-95%
Heavy Vehicle Service and Maintenance Technician	481	254	-227	-47%
Autocare Technician	465	456	-9	-2%
Vehicle Body and Paint Operations	269	18	-251	-93%
Bus and Coach Engineering Technician	148	22	-126	-85%



All of the high volume automotive apprenticeships have seen falls; the most dramatic being Vehicle Maintenance and Repair (95%) and Vehicle Body and Paint Operations (93%). Due to the high numbers usually undertaking Vehicle Maintenance and Repair, this apprenticeship accounts for almost half of the fall in automotive apprenticeships.

Data - DfE - Apprenticeships and Traineeships, England - data released 28<sup>th</sup> January 2021