



INSTITUTE
OF THE MOTOR
INDUSTRY



Apprenticeship starts

February 2021



+44 (0) 1992 511521



info@theimi.org.uk



www.theimi.org.uk



Automotive Apprenticeships – February 2021

Introduction

The following examines data released from the Department of Education (DfE) regarding apprenticeship starts in England. This report is an analysis of the apprenticeship starts data outlining the 2020/21 first 4 months (Aug – Nov) data issued by the DfE on the 25th February.

Summary results

- There were 26,628 apprenticeship starts in November 2020 which is -9% decrease compared to the same period last year.
- Automotive apprenticeships continue to be more adversely effected. There were 575 automotive apprenticeships in November which is 33% lower than November 2019. Although automotive apprenticeship starts are now approaching monthly figures that resemble previous years they are not 'recouping' the dramatic falls in September and October.
- Comparing subject areas, automotive apprenticeship starts have seen the 12th largest fall, which is a significant change from last Q1 reporting which ranked automotive as the 4th highest falls. However, this is not due to any dramatic increases in the number of starts in automotive rather other subjects appear to be seeing more dramatic falls.
- In automotive apprenticeships, over 25s appear to be disproportionately effected.
- Comparing 2020 November starts to 2019, there has been a significant decrease in the number of apprenticeships supported by ASA levy funding. All apprenticeships supported by ASA funding has fallen by 26% while the number of automotive apprenticeships supported by ASA funding has fallen by 56%. Only 32% of automotive apprenticeships were ASA levy funded.
- Vehicle Maintenance and Repair, Vehicle Body and Paint Operations and Vehicle Parts Operations saw declines of almost 100% in November compared to the same period last year.

Apprenticeship starts

All apprenticeships November 2020

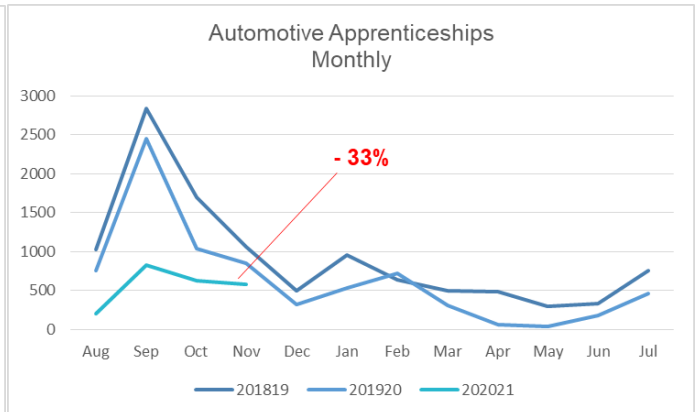
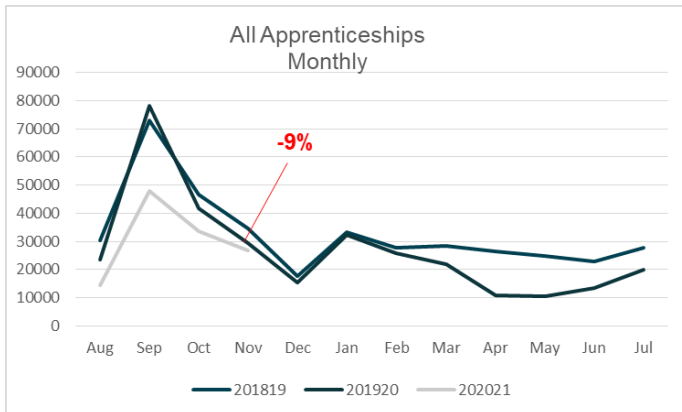
26,628

Down 9% from Nov 2019

Automotive apprenticeships November 2020

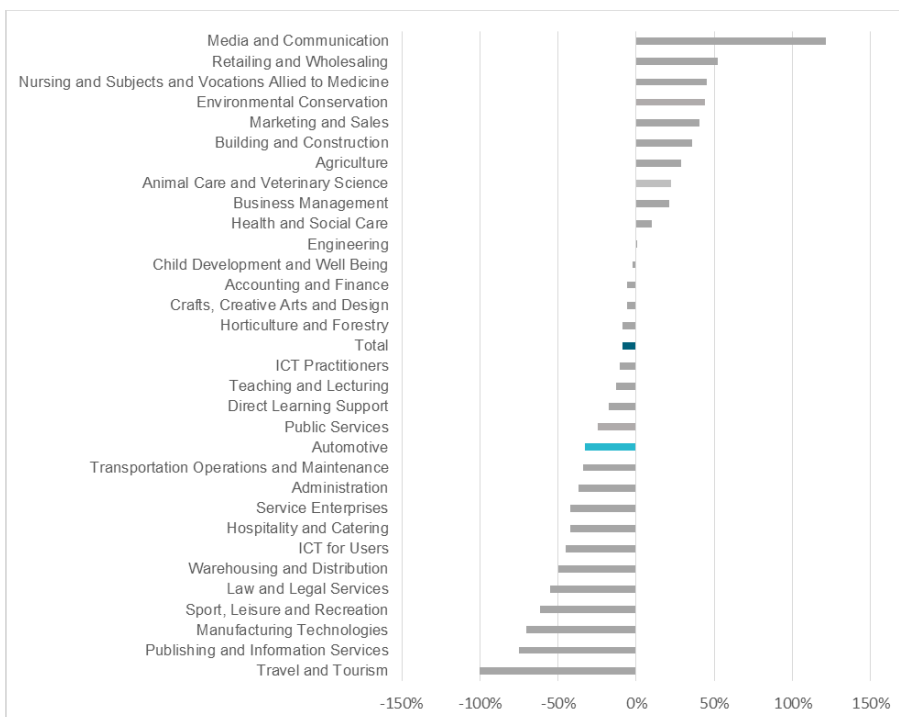
575

Down 33% from Nov 2019



All apprenticeship starts are down -9% in November compared to the same period last year. There were 575 automotive apprenticeships in November which is 33% lower than November 2019. Although automotive apprenticeship starts are now approaching monthly figures that resemble previous years, they are not 'recouping' the dramatic falls in September and October.

Comparison of apprenticeship subject areas – Percentage change from November 2019 to November 2020



10 of the 33 subject areas analysed have seen an increase in apprenticeship starts comparing November starts to last year, most significant being in medicine and dentistry (not shown on the graph) which has seen a 10 fold increase.

Automotive apprenticeship starts have seen the 12th largest fall.

Apprenticeship starts - level

All apprenticeships November 2020

45%

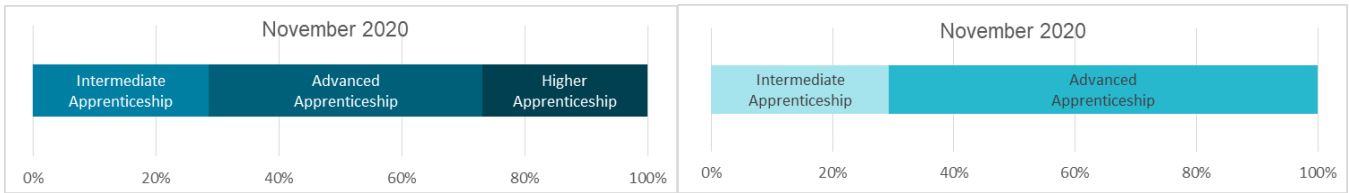
Advanced apprenticeship

Automotive apprenticeships November 2020

71%

Advanced apprenticeship

In November, 45% (11,869) of apprenticeships were at advanced level with 71% (407) of all automotive apprenticeships at the same advanced level and 29% at intermediate.



Broadly, the proportion of automotive advanced apprenticeships has increased by 3%.

Apprenticeship starts – age profile

All apprenticeships November 2020

24%

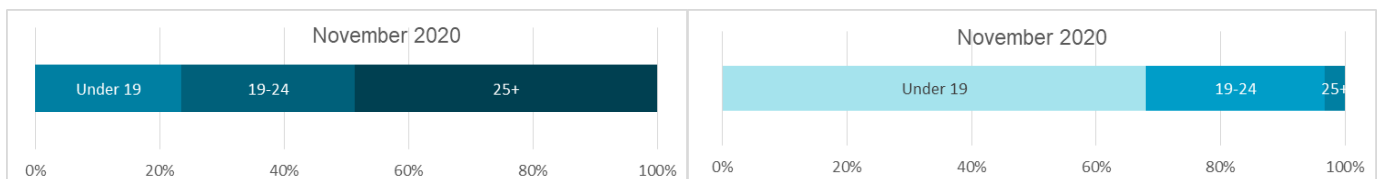
Under 19

Automotive apprenticeships November 2020

68%

Under 19

In November, 24% (6,264) of apprenticeship starts were under the age of 19 with 68% (391) of automotive apprenticeships starts under the age of 19.



In general, apprenticeship starts for those under the age of 19 have seen the largest falls, with only half the amount compared to Q1 the previous year. This has changed the age profile and the under 19s which did make up a third of all apprenticeship starts now makes up only a quarter, this decline has continued in November 2020. This is not the case for automotive apprenticeship starts, with the largest fall % wise in the over 25s with recorded falls of 60%.

Apprenticeship starts – funding

All apprenticeships November 2020

51%

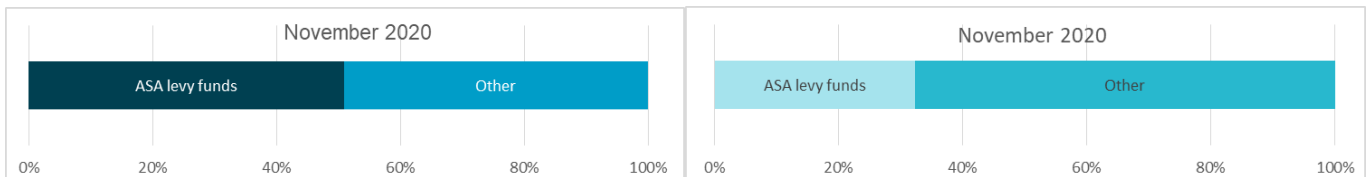
Supported by ASA levy funds

Automotive apprenticeships November 2020

32%

Supported by ASA levy funds

In November, 51% of apprenticeship starts were supported by ASA levy funds compared to 32% of automotive apprenticeships starts.

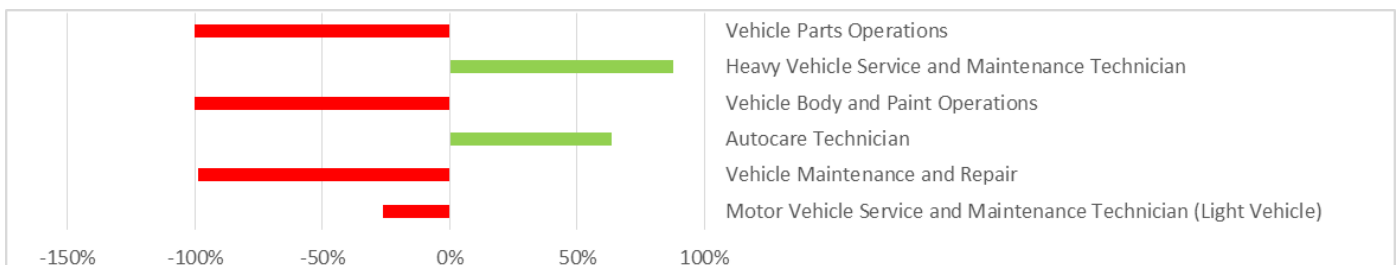


Comparing 2020 November starts to 2019 there has been a significant decrease in the number of apprenticeships supported by ASA levy funding. All apprenticeships supported by ASA funding has fallen by 26% while the number of automotive apprenticeships has fallen by 56%.

Automotive Apprenticeships

Apprentice starts – Automotive Apprenticeships with more than 25 starts in November 2019

Automotive Apprenticeship	Nov-19	Nov-20	Difference Volume	% change
Motor Vehicle Service and Maintenance Technician (Light Vehicle)	336	248	-88	-26%
Vehicle Maintenance and Repair	195	2	-193	-99%
Autocare Technician	102	167	65	64%
Vehicle Body and Paint Operations	76	0	-76	-100%
Heavy Vehicle Service and Maintenance Technician	49	92	43	88%
Vehicle Parts Operations	38	0	-38	-100%



3 of the apprenticeships have seen almost 100% declines in this month compared to the same period last year; Vehicle Maintenance and Repair, Vehicle Body and Paint Operations and Vehicle Parts Operations.

Data - DfE - Apprenticeships and Traineeships, England - data released 25th February 2021