



INSTITUTE
OF THE MOTOR
INDUSTRY



Apprenticeship starts

June 2020



+44 (0) 1992 511521



info@theimi.org.uk



www.theimi.org.uk



Apprenticeship Starts - June 2020

Introduction

The following examines data released from the Department of Education regarding apprenticeship starts in England.

Summary Results

All apprenticeships

- Apprenticeship starts between March & May 2020 have fallen by 48% comparing to the same time period the previous year.
- Those starting an apprenticeship who are under 19 have fallen the most of all the age groups.
- Engineering and manufacturing technologies apprenticeship starts have fallen by 68%. This is one of the largest falls, second only to construction, planning and the built environment.

Automotive apprenticeships

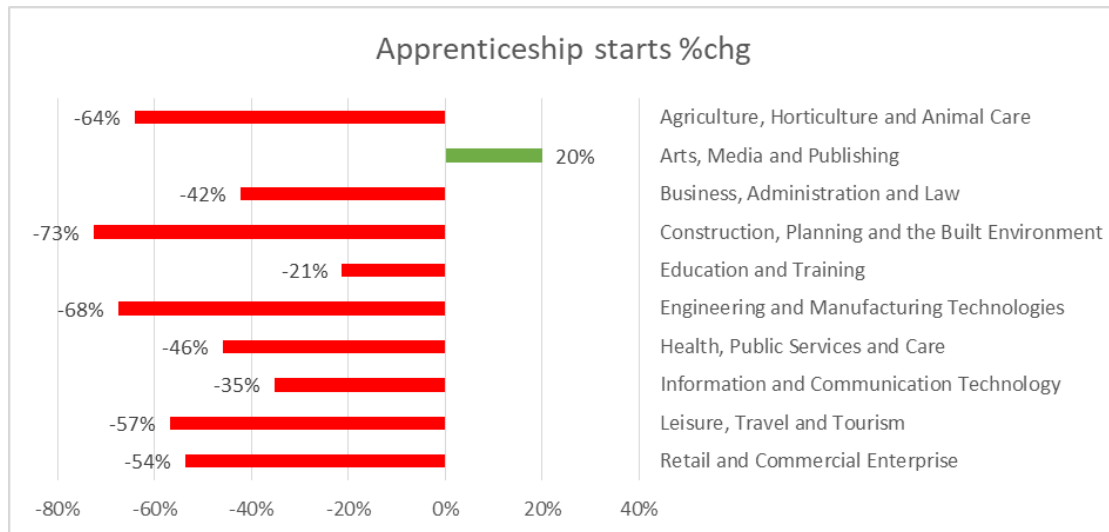
- In 2018/19 there were 11,000 automotive apprentice starts which counted for 3% of all apprenticeship starts in England.
- Automotive apprentice starts have fallen by 74% between March & May 2020 compared to the same time period the previous year.
- Those under 19 starting an automotive apprenticeship have also fallen the most of the age groups, with a drop of 79%. However, the difference in age groups is not as significant in comparison to all apprenticeship starts.
- Automotive apprenticeship starts have been declining over the past 5 years. Prior to Covid-19, the first 7 months (Aug-Feb) were down by 28% on the same period the previous year.

High level subject area

Apprentice starts – comparison same time period*

	2018/19	2019/20	% chg
Agriculture, Horticulture and Animal Care	530	190	-64%
Arts, Media and Publishing	100	120	20%
Business, Administration and Law	15450	8910	-42%
Construction, Planning and the Built Environment	1060	290	-73%
Education and Training	750	590	-21%
Engineering and Manufacturing Technologies	4620	1500	-68%
Health, Public Services and Care	16020	8650	-46%
Information and Communication Technology	2810	1820	-35%
Leisure, Travel and Tourism	790	340	-57%
Retail and Commercial Enterprise	7930	3670	-54%
Science and Mathematics	0	20	n/a
Total	50060	26100	-48%

**time period 23rd March – 31st May*



Apprenticeship starts between March & May 2020 have fallen by 48% comparing to the same time period the previous year.

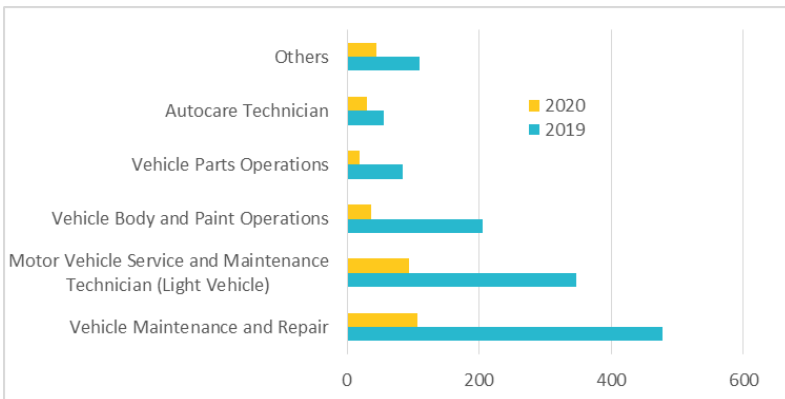
Engineering and manufacturing technologies (the high level subject automotive apprenticeships fall under) apprenticeship starts have fallen by 68%. This is one of the largest falls, second only to construction, planning and the built environment.

Automotive Apprenticeships

Apprentice starts – comparison same time period* Top 5 Automotive Apprenticeships

	2018/19	2019/20	% chg
Vehicle Maintenance and Repair	477	106	-78%
Motor Vehicle Service and Maintenance Technician (Light Vehicle)	347	94	-73%
Vehicle Body and Paint Operations	205	37	-82%
Vehicle Parts Operations	84	19	-77%
Autocare Technician	55	30	-45%
Others	110	45	-59%
Total	1278	331	-74%

**time period 23rd March – 31st May*



Automotive apprentice starts have fallen by 74%, which is a larger fall than the average for the Engineering and manufacturing technologies.

Vehicle body and paint have fallen the most (82%).

Apprenticeship Starts – Comparison of Age

Apprentice starts – comparison same time period*

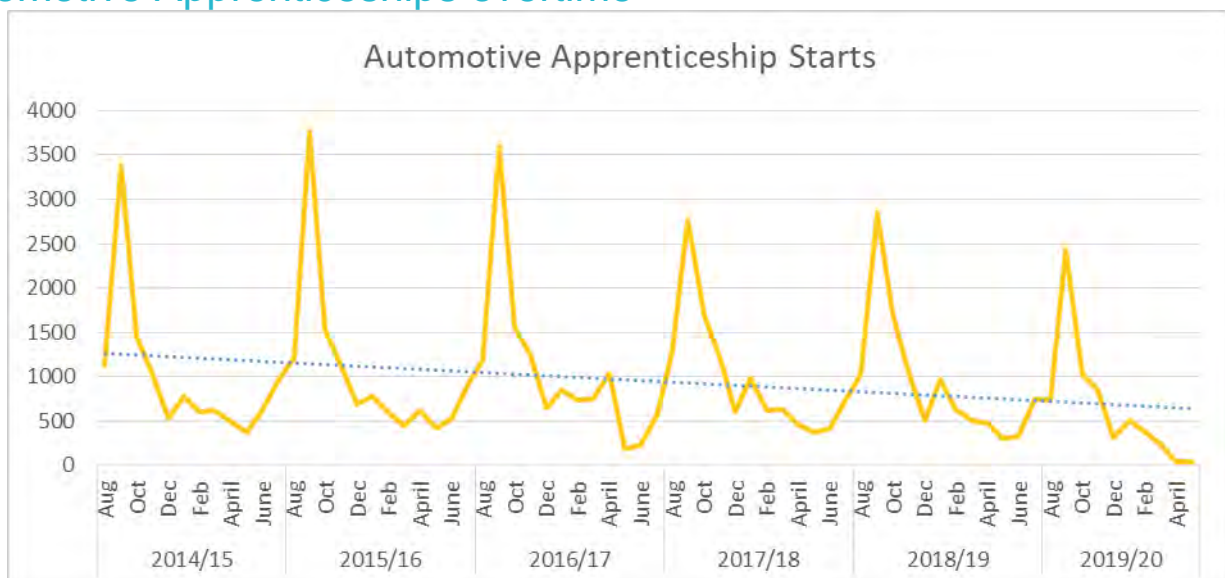
Age	All Apprenticeship Starts			Automotive Apprenticeship Starts		
	2018/19	2019/20	% change	2018/19	2019/20	% change
Under 19	7360	2020	-73%	594	127	-79%
19-24	14490	7410	-49%	590	173	-71%
25+	28210	16670	-41%	94	31	-67%

*time period 23rd March – 31st May

Those starting an apprenticeship who are under 19 have fallen the most of all the age groups, a drop of 73%. This is significantly more than those aged 19-24 and those 25+, who although have also fallen it is at a rate of between 41%-49%.

Those under 19 starting an automotive apprenticeship have also fallen the most of the age groups, with a drop of 79%. However, the difference in age groups is not as significant in comparison to all apprenticeship starts.

Automotive Apprenticeships overtime





Automotive apprenticeship starts have been declining over the past 5 years. Prior to Covid-19, the first 7 months (Aug-Feb) were down 28% on the same period the previous year.

Data

Department of Education - Apprenticeships and Traineeships, England - data released 25th June 2020.