



INSTITUTE  
OF THE MOTOR  
INDUSTRY



# Automotive Learners Report

Analysis of those undertaking automotive qualifications  
2020 Q4

 +44 (0) 1992 511521

 [info@theimi.org.uk](mailto:info@theimi.org.uk)

 [www.theimi.org.uk](http://www.theimi.org.uk)



# Automotive learners report – 2020 Q4

## Introduction

The aim of this report is to analyse the numbers undertaking automotive qualifications in the UK. The report takes data released by the 4 nation's regulatory bodies:

- OfQual - The Office of Qualifications and Examinations Regulation [England]
- SQA - The Scottish Qualifications Authority [Scotland]
- QiW – Qualifications Wales [Wales]
- Cea - The Council for Curriculum, Examinations and Assessment [Northern Ireland]

These datasets hold data on the number of certifications awarded for each qualification. This data is released on a quarterly basis with the most recent being 2020 Q4 (October to December).

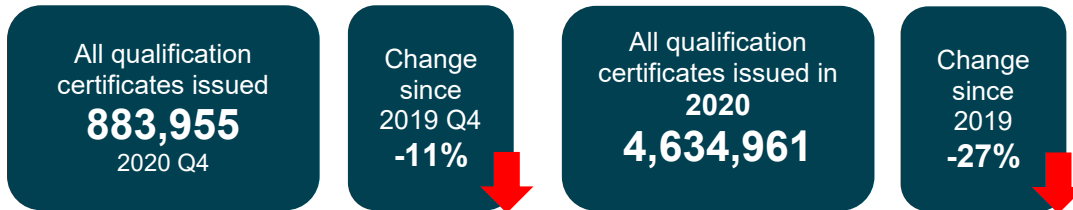
With regards to qualification level, the analysis uses England & Wales's qualification levels and Scottish levels have been mapped to match these.

## Summary of findings

- In 2020, 45,899 automotive qualifications were issued, this was 30% less than 2019.
- The total number of automotive certificates issued in 2020 Q4 was 12,488. Q3 (July to September) is traditionally a peak quarter for certifications, and as such the Q4 figures have fallen. However, comparing to 2019 Q4, certificates are 33% higher. This is not the case when looking at all qualifications suggesting that for automotive there was a degree of deferred certification in Q3.
- The proportion of those undertaking level 1 automotive qualifications has increased in 2020 by 4% compared to 2019.
- The number of IMI TechSafe certificates issued in 2020 Q4 increased by almost threefold compared to Q3, but is 2% lower than the same timeframe last year.
- From 2016 Q1 to 2020 Q4, there have been 15,688 IMI TechSafe certificates issued.

## Qualification Certifications

### All qualifications



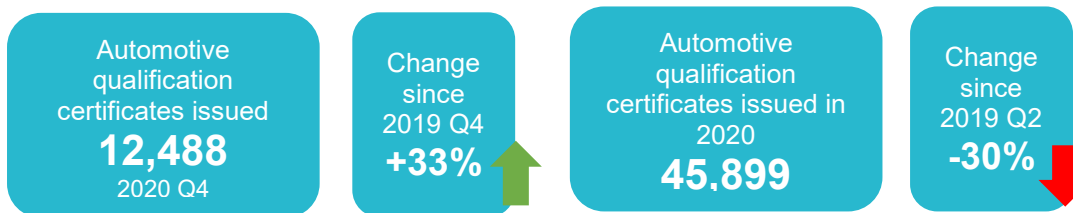
|          | No.     | %chg 2019 Q4 |
|----------|---------|--------------|
| England  | 800,345 | -11%         |
| Scotland | 18,106  | -23%         |
| Wales    | 40,080  | -20%         |
| N.I      | 18,106  | -23%         |

The total number of certificates issued in 2020 Q4 was 883,955. This is 11% lower than the same period last year.

In 2020, 4.6 million certificates were issued, which is 27% lower than 2019.

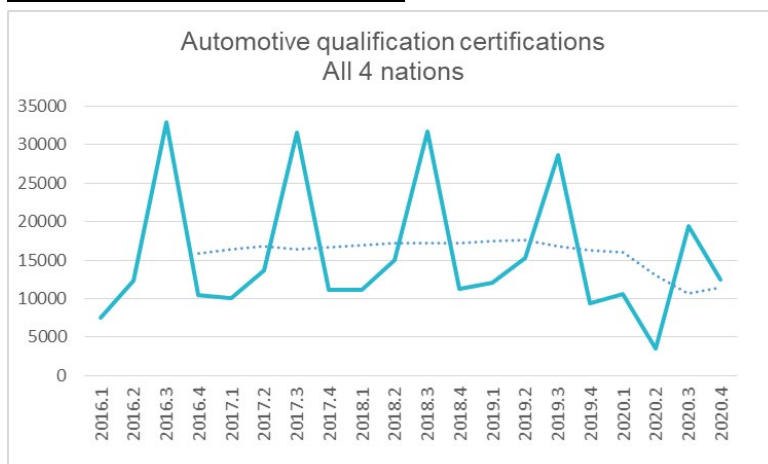
All 4 nations have seen certifications drop comparing this quarter compared to 2019 Q4.

### Automotive qualification certifications - most recent quarter analysis



|          | No.   | %chg 2019 Q4 |
|----------|-------|--------------|
| England  | 10675 | 29%          |
| Scotland | 887   | 57%          |
| Wales    | 640   | 146%         |
| N.I      | 286   | 2%           |

The total number of automotive certificates issued in 2020 Q4 was 12,488. Quarter 3 is traditionally a peak quarter for certifications, and as such this reporting quarter (Q4) has fallen. However, comparing to 2019 Q4, certificates are 33% higher. This is not the case when looking at all qualifications suggesting that for automotive there was a degree of deferred certification in Q3.

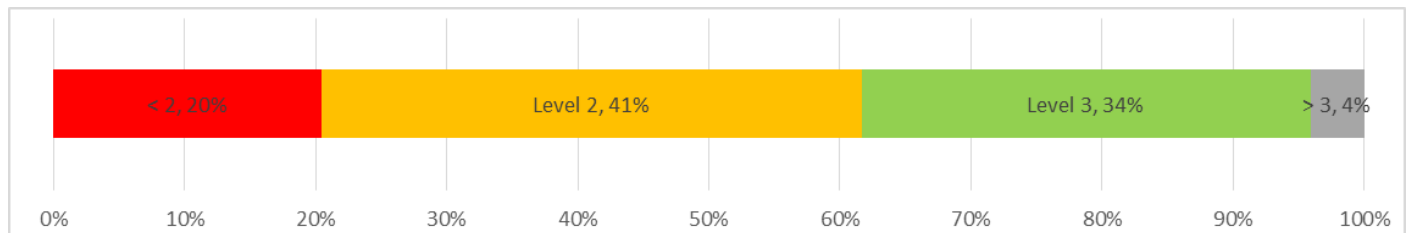
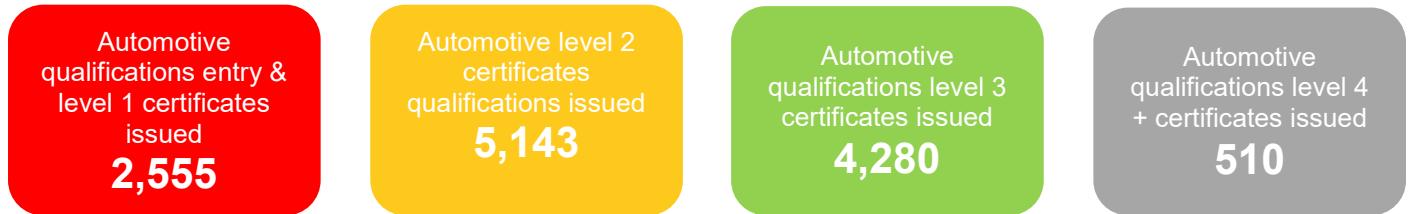


In 2020, 45,899 automotive qualifications were issued. This was 30% less than 2019. This decrease is 3% more when comparing to all qualifications.

All 4 nations saw increases in automotive certifications when comparing to 2019 Q4. The significant (all be it small numbers) being Wales which saw a 146% increase.

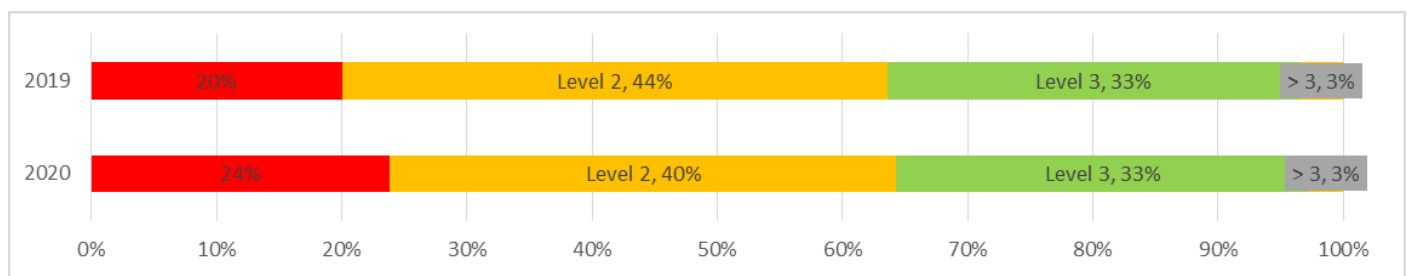
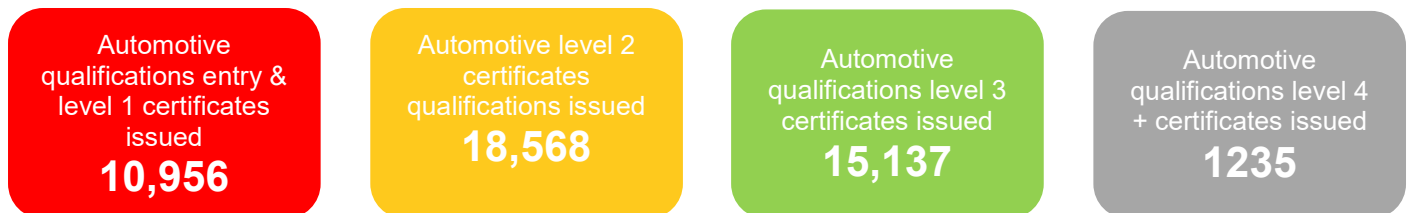
### Automotive qualification certifications – Levels

#### 2020 Q4



In 2020 Q4, the largest proportion (41%) of qualifications were at level 2 (or equivalent) with 5143 qualifications at this level, 34% were at level 3 and 20% were at entry and level 1.

#### 2020 – full year



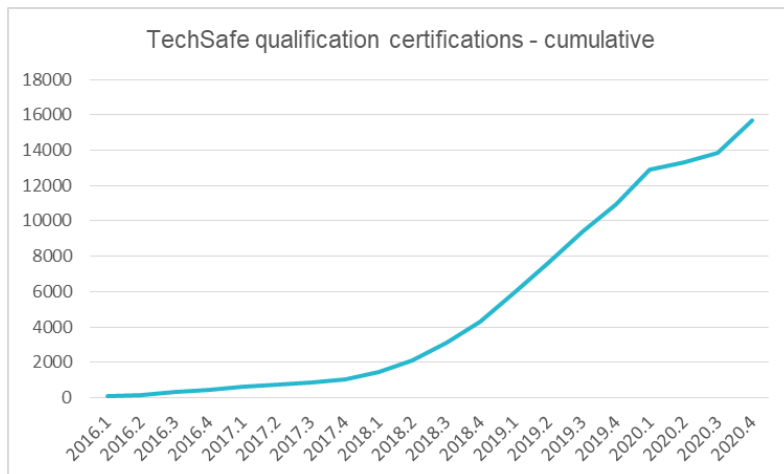
In 2020, the largest proportion (40%) of qualifications were at level 2 (or equivalent) with 18,568 qualifications at this level, 33% were at level 3 and 24% were at entry and level 1. The proportion of those undertaking level 1 automotive qualifications has increased by 4% compared to 2019.

## IMI TechSafe

IMI TechSafe  
qualification  
certificates issued  
**1,552**  
2020 Q4

IMI Techsafe  
qualification  
certificates issued  
**15,688**  
In total (2016 – 2020)

*This includes certificates up to Q4 2020. It includes all outlined IMI TechSafe qualifications including those offered by C&G and ABC not just IMI. It does not include accreditations.*



The number of IMI TechSafe certificates issued in 2020 Q4 increased by almost threefold compared to the last quarter, but is 2% lower than the same timeframe last year. From 2016 Q1 to 2020 Q4, there have been 15,688 IMI TechSafe certificates issued.

## Data Sources

OfQual (England) - Vocational qualifications dataset [Certificates awarded for all vocational qualifications (excluding GCSEs, AS levels and A levels)] 2020 Q4. Released 17<sup>th</sup> March 2021

SQA Accreditation (Scotland) – Quarterly statistical Reports. October to December 2020. Released 17<sup>th</sup> March 2021

QiW (Wales) – Vocational and Other Qualifications Quarterly: [A quarterly release that presents data on vocational and other qualification certifications for Wales for the latest quarter] Quarter 4 (October to December) 2020 Released 17<sup>th</sup> March 2021

Cea (Northern Ireland) - Technical and Professional Qualifications Bulletin: Quarter 4 October to December 2020. Released 17<sup>th</sup> March 2021